




Maricopa Live Steamers

STACK TALK

SEPTEMBER 2019

The official newsletter of the Adobe Mountain Railroad in Phoenix, Arizona.
Operated by the Maricopa Live Steamers Railroad Heritage Preservation Society.



**President's
Page**

September is here, and we are getting closer to Meet Season.

We are taking out eastbound Racewatch for installation of concrete ties, but you can get around the work area. FarFlung has some rather large kinks that may not get done before Public runs start, but the Public isn't run on that route anyway. It has been a very hot summer and it has shown us its ugly side. Outbound Arntchoo is impassable between Wiebolts Woods and Arntchoo crossing, so you will have to crossover at Arntchoo and back to outbound at Wiebolts Woods. The panel building group has the panels made and soon they will be set out on the mainline, while the old track is torn out and dug up for replacement. It will be sixty-six 20-foot panels for a total of 1/4 mile. We have some kinks on many of the tracks, so watch out for the kinks, as they will test your re-railing skills. Maybe it will cool down soon, as I need a break. I have had some health issues to attend to, as you can see by the oxygen tank I now carry.

-- Joe



**Vice President's
Page**

Big Boy will be in Yuma on Oct. 15-16 and in Casa Grande on Oct. 16-17.

<https://www.up.com/heritage/steam/schedule/index.htm>



Photo by Bob DiDomenico

Click photo
for article
and schedule.

SEPTEMBER CALENDAR

- EVERY Saturday 7:00 – NOON General Work Day (VOLUNTEERS NEEDED at the SAWMILL DONATIONS of 2 x 4's are also NEEDED)**
- Sat. 9 / 7 11:00 AM Board Meeting
- Sat. 9 / 14 12:00 NOON General Membership Meeting
1:00 pm Holiday Lights Committee (Team)
- Sat. 9 / 28 7:00 AM TREE TRIMMING & PARK CLEAN-UP (Perry) (VOLUNTEERS NEEDED)
please bring Gloves & Tools
- Sat/Sun 10 / 5-6 11 AM – 3 pm Start of PUBLIC RUN SEASON (Sat and Sun / 1st & 3rd Weekends)
Contact: SONDRA sondra.bronsard@gmail.com (SHOPKEEPERS NEEDED)
Contact: HANK hanksgt@yahoo.com (ENGINEER CREWS & GATEKEEPERS NEEDED)
- Sat. 10 / 19 8:00 AM Semi-Annual RIDING CAR INSPECTIONS (Hank) (VOLUNTEERS NEEDED)

New People by John Lovely

Labor Day is just around the corner and that means summer is almost over, at least here in the Northland. That means Winterfest is just a few months away. It is time to get thinking about all the fun we will have come next January.

I need to make new people to ride the passenger trains. I will use MLS member names like I plan to do at Train Mountain next summer. You have three choices: (1) you choose the layout station where your name will live; (2) you can choose a destination for your trip; or (3) you can OPT OUT, ask that I not use your name. So . . .

E-mail your preferences to me at JMLProd@aol.com and say "MLS People" in the subject line.



I hope to hear from you soon. -- John

BIG NEWS from the Monthly Meeting: After discussing our change to Saturday runs, many members didn't want to abandon our 50-year history of being open on Sundays, but still wanted to be thoughtful of our crews' needs. Therefore, we're going to open from 11am until 3pm on Saturdays and Sundays ONLY on the first and third FULL weekends of the month. On the second, fourth and fifth weekends we will not be open for train rides. This gives our volunteers two weekends to be home with family or out at the park running trains or doing maintenance. We all think it will be a great change. So we will open Saturday and Sunday, October 5th and 6th of 2019, and end our season Saturday and Sunday, April 18th and 19th of 2020. We will then evaluate the results to see what the public and volunteers think should be continued for the 2020-2021 season. **THANK YOU** all for your votes. -- Hank Gallo

- | | |
|--|--|
| Pete Pennarts
President | Joe Schnyder
Vice President |
| Mick Janzen
Secretary | Bob Douglas
Treasurer |
| Joe Fego | Mike Grant |
| Members at Large | |
| Cliff Fought
Superintendent
Construction | Hank Gallo
Superintendent
Operations |
| Dave Kulman
Maintenance of Way
Superintendent | Matt Rockwell
Sawmill
Superintendent |
| Terry Liesegang
Road Signal
Superintendent | Dakota Clemens
Tower Signal
Superintendent |
| Bill Pardee
Boiler Inspector | Jim Zimmerman
Engineer Test
Administrator |
| Joe Schnyder
Safety | John Broughman
Public Run Crew
Coordinator |
| Perry McCully
Facility Administrator | Holiday Lights
Committee Chairman |
| John Draftz
Advertising | Donna Hohm
Membership
Committee Chairman |
| Joe Fego
1-inch Operations
Superintendent | John Bergt
Timothy Freeman
Web Masters |

Ken Giordano
Stack Talk Editor

Send emails / photos to:
MLSnewsroom@gmail.com



From the Work Table of : Dakota Clemens
Tower Signal Superintendent

Do you ever wonder just how much weight we move around out there on the Adobe Western? Well, soon you will know exactly how much! I have plans to install a track scale and axle counter near adobe tower. This will capture only outbound trains as you leave the station or yard through the engine lead. The scale will be located immediately after the points of the yard lead switch just before the concrete walkway that crosses the track. Don't worry, you don't have to stop at all to be weighed. Just roll through at yard speed (3 MPH please!!) and once clear, you can look back at the tower and there will be 2 numbers displayed in red. One is the total weight of the train and the other is the total number of axles for your train. You will also notice a second display on the east side of the tower. This is simply a mirror and shows the same thing.

Please take care to go yard speed or less when in the yard limit. Going faster than 3 MPH is unsafe and burdens the most used track on the entire Adobe Western Railroad with unnecessary wear and tear, and can damage switch points and frogs. If you want the scale to weigh you correctly (though some of you may not want to know how much you weigh, ha ha), please go slow and stick to yard speed until the end of your train has passed the yard limit posts located past the signal bridge.

Thank you, Engineers!

TRACKING TRACKSIDE PROGRESS 2019

Story and Photos by Perry McCully

Cliff Fought, Joe Fego and Perry are building the frame for a roof over the 1 inch steaming bays.




Story and Photo by Joe Schnyder

Just put in a new switch at MOORE TURN, and it is getting watered to settle the ballast.



Story and Photos by Perry McCully

Bill Lowe is building stuff for Christmas displays.




TRACKING TRACKSIDE PROGRESS circa 1999

Photos by Geronimo Vidales

It was the turn of the Century . . .

when this rag-tag group of settlers struck out on their own, heading West to establish a new town and a new home. They came upon this section of sand and sagebrush, and proclaimed this to be the "Promised Land," forever to be known as Adobe City.



5 containers,
1 transfer table,
5 steaming bays,
1 switch tower . . .

**A HUMBLE
BEGINNING!**

(continued next page)

TRACKING TRACKSIDE PROGRESS circa 1999

Photos by Geronimo Vidales


Turn of the Century (cont'd)

and on the seventh month . . .

BoD said, "Let there be a toilet, and there was Pottsville."

(. . . just a short 15 minute Westbound train ride.)

(Actually it's North, but I will let Al Ford explain that another day.)



SINGLE TRACK MAINLINE -- A VERY HUMBLE BEGINNING!



Soon, friends of the railroad, like Phil Werner and his wife (seated on the right), were laying new tracks and building on the land around them. Pictured below is the beginning of Werner Branch.



(continued next page)

TRACKING TRACKSIDE PROGRESS circa 2001

Photos by Geronimo Vidales

Turn of the Century (cont'd)

and in the years that followed . . .

a double-track mainline, with a four-track station platform that had a metallic-panel roof and a brick entrance inviting our guest passengers in, along with some finely arranged trees and a few picnic tables to facilitate a sunny afternoon of fun with friends and trains. And so began . . .

Adobe Station, the central hub of the Adobe Western Railroad.



ADOBE TOWER v2.0



STEAM LOCOMOTIVES BOILERS

STAY BOLTS part 2

by Dave Griner



Hello, again. We're creeping ever closer to some reasonable temperatures, with creeping being the key word.

We'll continue our study of stay bolts, and some of the engineering that goes into them. Last time we addressed how to determine the size of a stay we plan to use. This time we'll be finding the Maximum Allowable working Pressure (MAWP) and plate thickness to be used. First, let's go to the ASME Code to see what they have to say.

PG-46 STAYED SURFACES

PG-46.1 The minimum thickness and maximum allowable working pressure for stayed flat plates and those parts that, by these rules, require staying as flat plates with stays or stay bolts of uniform diameter symmetrically spaced, shall be calculated by the following equations:

$$t = p \sqrt{P} / S C$$

$$P = t^2 S C / p$$

where

$C = 2.1$ for welded stays or stays screwed through plates not over 7/16 inches (11 mm) in thickness with ends riveted over

$C = 2.2$ for welded stays or stays screwed through plates over 7/16 inches (11 mm) in thickness with ends riveted over

$C = 2.5$ for stays screwed through plates and fitted with single nuts outside of plate, or with inside and outside nuts, omitting washers

$C = 2.8$ for stays with heads not less than 1.3 times the diameter of the stays screwed through plates or made a taper fit and having the heads formed on the stay before installing them, and not riveted over, said heads being made to have a true bearing on the plate

$C = 3.2$ for stays fitted with inside and outside nuts and outside washers where the diameter of washers is not less than $0.4p$ and thickness not less than t

P = maximum allowable working pressure, psi (MPa)

p = maximum pitch measured between straight lines passing through the centers of the stay bolts in the different rows, which lines may be horizontal and vertical, or radial and circumferential, inches (mm)

S = maximum allowable stress given in Section II, Part D, Subpart 1, Table 1A, psi (MPa) (typically this number is 20,000 for a factor of safety of 3.5, or 17,500 for a factor of safety of 4, where typical steels are used)

t = minimum thickness of plate, inches (mm)

(continued next page)

STAY BOLTS 2 (cont'd)

PG-46.2 The minimum thickness of plates to which stays may be applied, in other than cylindrical or spherical outer shell plates, shall be 5/16 in. (8 mm), except for welded construction covered by PW-19.

PG-46.3 When two plates are connected by stays and only one of these plates requires staying, the value of *C* shall be governed by the thickness of the plate requiring staying.

PG-46.4 Acceptable proportions for the ends of through-stays with washers are indicated in [Figure PG-46.2](#).

PG-46.5 The maximum pitch shall be 8 1/2 inches (215 mm) except that for welded-in stay bolts the pitch may be greater provided it does not exceed 15 times the diameter of the stay bolt.

For the application of [PG-48](#) and PFT-26, see Figure A-8.

PG-46.6 Where the stay bolting of shells is unsymmetrical by reason of interference with butt straps or other construction, it is permissible to consider the load carried by each stay bolt as the area calculated by taking the distance from the center of the spacing on one side of the bolt to the center of the spacing on the other side.

PG-46.7 The ends of stays fitted with nuts shall not be exposed to the direct radiant heat of the fire.

As you can see, there are quite a few conditions associated with this development of a staying question. However, what stands out is the method of attachment of the bolt to the plates.

This is a threaded stay that has been headed over . . .

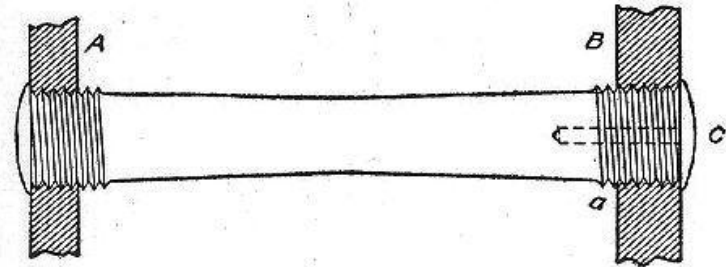


Fig. 40. Screw Stay-Bolt.

A threaded flexible stay . . .

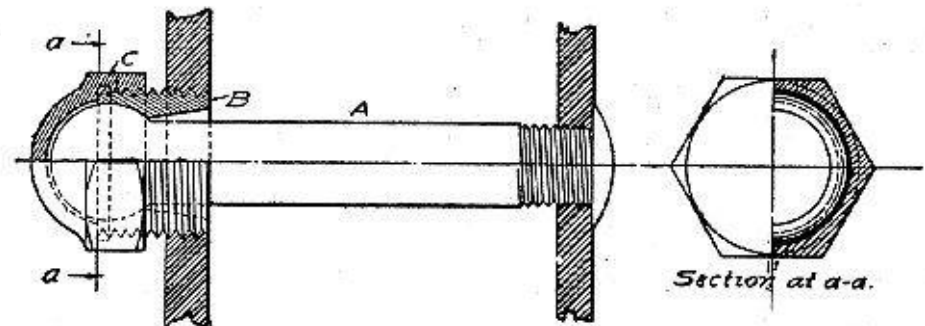
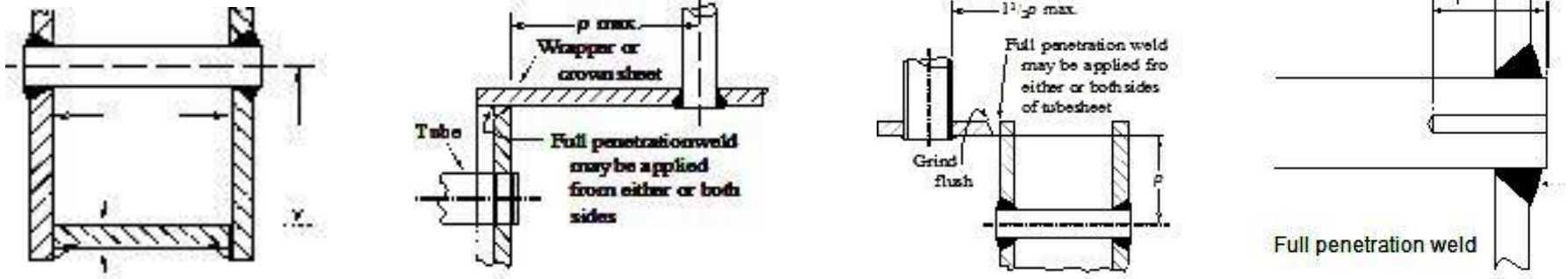


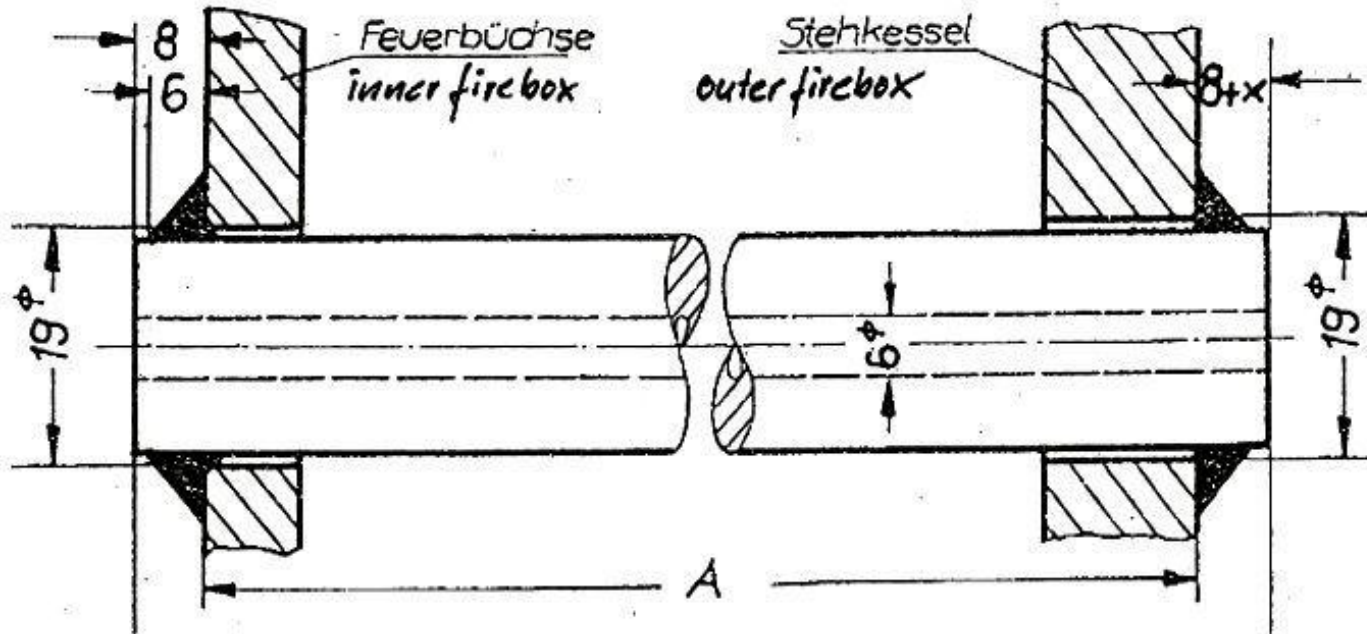
Fig. 41. Flexible Stay-Bolt.

STAY BOLTS 2 (cont'd)

Here is a series of applications using full penetration welded bolts.



And here's a fillet welded bolt. This drawing is from the German National Railway Standard Practice, 1959!!!
The ASME Code has only recently allowed this form of attachment -- long story there, maybe we'll talk about it later.



Well that's enough for now. Take care. **Dave**

HAPPENINGS PAST!



Ice Cream Social

Saturday, August 10, 2019

12:00 noon

after the General Membership Meeting

**THANK YOU FOR COMING,
ONE and ALL!!**

**OUR GRACIOUS HOSTESS
Donna Hohm ❤️**

Thanks Donna. You do so much for the club. We are lucky to have you. – Ed Houk



Trish Kalisak



Chuck Larom



**Frank Berhle
Matt Rockwell
John Draftz
Sondra Bronsard**



**Donna Hohm
Trish Kalisak
Jim Theobald
Joe Kalisak
Frank Behrle**



**Dan Benton
Frank Behrle
Tim Freeman**



**Sondra Bronsard
Dennis Beatty
Bob Douglas**



**Larry Allen
Dennis Beatty
Trish Kalisak**



**Mick Janzen Joe Fego
Jim Zimmerman**



**Bob Douglas
Cliff Fought**



Joe Fego Dave Griner



**Dan Benton
Mike Russell**



Terry Liesegang

TRAINS and FIREWORKS

Stories and photos by Hank Gallo

Mon, Sep 2 – **Hank Gallo**

In spite of the weather, we had a great night – no rain, lots of lighting (in excess of 30 miles away) and a reasonable turnout. Too bad the fireworks were cancelled. About 275 riders attended generating income of about \$2 per rider between donations and gift shop. **THANK YOU** to all those members that were able to help out. Our fans love our special events! I have not heard how the food guys did yet, but everyone who ate from the food truck loved the food. It was all freshly cooked. He had a 12.5KW diesel generator that was very quiet. I will get the name of the surplus shop where he got it.



Thu, Aug 29 – **Hank Gallo**

We have 20 volunteers, but can always use a few more, since interest on Facebook is high (over 1,000). The website has been updated to show weekend public runs and the fireworks event. The County asked all venues to post a volunteer at the gate to direct traffic that night. The museum will be open, so we can follow the drop and go system. The response from the public was very positive after the last event. They enjoyed having time to browse and knew there would be another train in 10 minutes.

Some of the members have been checking the track conditions for kinks and will mow some of the weeds. We plan to start the train rides at 6pm and run until 9pm, like last time. At 7:35pm, we will hold our location at the museum or station, and resume as soon as the fireworks end. John from Mister Softee will be at the park again and plans on visiting during our public runs, too. So far, we have not arranged for a food truck. Please remember to **THINK SAFETY**, and to promote the club to guests who don't know we're volunteers, and don't realize that they could join the club. Each one of us represents the entire club to the public – what each of us say and do reflects on all of us. Let's show them our best. And **THANK YOU** all for volunteering to help support the club by bringing in some nice donations over the summer, when we used to make NOTHING.

I'll have one cigar lighter plug to trickle charge locos with our "new" Noco chargers. We're equipping each road loco with a 2-pin plug by the front end of the loco (either in the steps or out the windshield on SF 411). The SP 2575 key was found left on, so it had to be on the charger all week – I had it running on Sunday. **FYI:** Perry gave me a VERY handy tip for starting the locos after sitting for weeks. Turn the ignition key to on to energize the backfire valve, then blow hard for several seconds into the fuel tank filler tube (please wrap it with a napkin – it tastes terrible). It starts right up. You're pushing fuel into the fuel pump which has become dry, the backfire valve allows the pressure to escape. **GREAT TIP! Thanks Perry.**




(continued next page)

FIREWORKS (cont'd)



Mike Grant to the rescue. Guests asked for the porta-potty, and it wasn't where we left it. Mike found it and put it back by the train station.

Trains and Fireworks is starting. The folks are warming the grills for hot dogs, hamburgers and cheese steak sandwiches (and MORE!) and chilling the ice cream! John D of "Mister Softee" Ice Cream was back again serving up the most delicious ice cream, sundaes and floats, starting at \$2 for a cone. Ron and his shy partner from East Coast Food also came. My burger was perfectly grilled, and everyone I spoke with loved their food and the reasonable prices (cheaper than McD for a big burger and fries).



Tue, Aug 20 – Hank Gallo

How many of us are ready for our last summer event?

Labor Day train rides and fireworks – Sunday, Sept 1 from 6-9pm with fireworks at 7:45pm. We would like to have 20 or more members to handle the guests. As soon as we have at least 20 confirmed, I'll post it to Facebook and the website. So far we have 10 confirmed. The weatherman predicts a nice evening like we had for Memorial Day. We expect about 500 riders again, so if we can't confirm 10 more volunteers, I won't advertise the event.

John from Mister Softee said that he would return and he might be able to find a food truck with hot dogs/burgers. It will be warm, so soft drinks will be available. This is a Maricopa County park and there is a fire ban in effect, so no smoking, open flames or fireworks allowed. Also no alcoholic beverages. ALL guests must be able to walk to and board the train without assistance, so even children must walk to ride the train.

Any interest in a Halloween night or two? Train Mountain just has a haunted tunnel and a pumpkin patch. If we put up the Megatree, North Pole (Haunted House) and singing faces, then we could do a simple, child friendly show just by putting up some of our Holiday Lights props by mid October and opening on Fri/Sat, October 25/26 from 6-9pm.



Railroad Museum pick up spot for the trip back to Adobe Station.



Sunset – His photo looks better than mine!

(continued next page)

FIREWORKS (cont'd)



Stationmaster John Broughman and Bob Berres



Ready for the crowds.



Stationmaster Jerry Grundy (retired)



Shopkeeper Sandra Grundy (retired)



guest and Roger Penton (E)



Logan Penton (E)



Brian Held (E) stopping at the Museum



Jim Zimmerman (Conductor), Marty Simmon (Engineer), Jerry and Sandy Grundy on Jerry's Dash-8 for the evening.



John Bergt and Tim Freeman



Sondra Bronsard, guest, and Dennis Beatty



Dan Benton (E)

(continued next page)

FIREWORKS (cont'd)



(above and below) Roger Penton (E)



(above and below) Marty Simmon (E)



(above) Mick Janzen (E)
(left) Jim Zimmerman (C)



(foreground) Brian Held (E)
(background) Roger Penton (E)

HAPPENING SOON! TOM BEE ONLINE



THE ONLY AUTHORIZED SELLER OF TOM BEE PRODUCTS



We're coming to you! Let us know what you need.

**Save On Shipping.
Let Us Bring Tom Bee Products To You.**

Maricopa Live Steamers


Oct 31st - Nov 3rd

2019 FALL MEET

Email us your pre-orders to tombeonline@gmail.com or give us a call at 216-486-0900.

You can view a complete list of our products and pricing on our website. Go to tombeonline.com.

E: tombeonline@gmail.com W: tombeonline.com P: 216-486-0900



Maricopa Live Steamers
 2019 Fall Meet
 Registration Form
 Monday 10/28/19-Sunday 11/03/19
 Work week begins Monday 10/21/19-Sunday 10/27/19

Pre-register by 10/21/19

Name as you want it to appear on your name tag: _____

Additional family members: _____

Address: _____

Cell number: _____

Email address: _____

MLS has now opened 1500ft of 4 1/2" gauge track. Please check the box if you are bringing any 4 1/2" equipment

*All steam engines must have a current boiler inspection and solid fuel engines must have spark arrestors.

*All steam engines under fire must not be left unattended.

*All train operators must attend 1 safety meeting.

*RV's are permitted 10/20-11/03 Dry Camping only, no water, no electric, and no sewer.

*No discharge of any water on the ground.

Pot Luck Dinner will be Friday 11/01/19 at 5:30

*I will participate in the pot luck dinner: Yes: _____ No: _____

Item	# Of people	Cost	Total
NO DINNER MEALS WILL BE AVAILABLE			
Pot Luck Bring a food item or pay \$10.00	X	\$10.00	- \$ or food item
Registration Administration fee Non refundable	X	\$5.00	- \$
Each additional family members administrative fee Non refundable	X	\$2.00	- \$
Total enclosed with RSVP			\$

****Breakfasts and lunches will be served Wednesday through Saturday 10/30-11/02****

Continental breakfast of coffee and donuts will be served at a cost of \$2.00 per person

Lunch and a drink will be served at a cost of \$7.00 per person cash only at the door

ALL ATTENDEES MUST ATTEND ONE SAFETY BRIEFING.

Evenings will be held on Wednesday through Saturday at 8:30am and 1:00pm

ALL COUNTY RULES IN EFFECT. ALL DOGS MUST BE LEASHED!

Please mail this form along with a check or money order payable to Maricopa Live Steamers to:

Donna Hohm
 10705 North 109th Way
 Scottsdale AZ, 85259


Any questions contact:
 Belinda Kulman: bkulman09@gmail.com
 Donna Hohm: donnahohm@yahoo.com



2020 MLS Annual Membership Form

Please complete this application and mail it to:

Maricopa Live Steamers
Attn: Membership Committee
22822 N. 43rd Ave
Glendale, AZ 85310
donna@mls.com



2020 dues can be paid between October 1st 2019 and December 31st 2019.
They must be paid by December 31st 2019 to be included in the 2020 Roster.

All MLS members over the age of 18 are charged a Park Usage Fee of \$10.00 which is included in your dues. Your annual dues support club operation and facility maintenance only. All club improvements and railroad expansion are supported by public and club member contributions, which are tax deductible.

Anyone with personal equipment stored on MLS property must pay Resident Membership dues.

Renewal or New membership:

PAYMENT

Resident Membership _____ \$170 _____

Spouse Membership _____ \$35 _____

Junior Membership (\$10 per child) _____ City _____ X \$10 _____

Non-Resident Membership (more than 75 miles from Phoenix) _____

Single Membership _____ \$40 _____

Spouse Membership _____ \$35 _____

Junior Membership (\$10 per child) _____ City _____ X \$10 _____

Stand-alone Junior Membership (must have a sponsor)

Sponsor's Name _____ \$40 _____

Optional Fees

Club Locomotive Use Fee (First Year Only) _____ \$150 _____

Annual Locomotive or Rolling Stock Use Fee _____ \$50 _____

Name Badges can be purchased for \$10.00 each _____ City _____ X \$10 _____

MLS is in the process of upgrading the track and switches to steel rail and plastic ties.

Please consider a tax deductible donation to the Track Maintenance Fund: _____ \$ _____

TOTAL PAYMENT \$ _____

The following information will be used to produce a membership roster. It is not made public and is only distributed to MLS members. HAS ANY OF YOUR INFORMATION CHANGED IN THE PAST YEAR? Yes No


Member Name: _____ Email: _____

Member's Cell: _____ Junior Member Name (s): _____

Spouse Name: _____ Spouse Email: _____

Address, City, State, Zip: _____

Home Phone: _____ Club Key # _____



FALL MEET 2017

Photo by John Draftz



CALENDAR OF EVENTS



2020

2021

Operations MEET	Wed 1/15 – 1/18	Wed 1/13 – 1/16
SPRING MEET	Wed 3/18 – 3/22	Wed 3/17 – 3/21
Public Runs END **	Sat/Sun 4/18 and 4/19	Sat/Sun 4/17 and 4/18
Memorial Day Fireworks	Mon 5/25	Mon 5/31
JULY 4 th Fireworks	Sat 7/4	Sun 7/4
Labor Day Fireworks	Mon 9/7	Mon 9/6
Public Runs START **	Sat/Sun 10/3 and 10/4	Sat/Sun 10/2 and 10/3
FALL MEET	Wed 10/28 – 11/1	Wed 10/27 – 10/31
Members' Christmas Ride	Thurs 11/26	Thurs 11/25
Holiday Lights Rides	Fri & Sat 11/27 – 12/26	Fri & Sat 11/26 – 12/27

** Public Runs, Sat + Sun, 1st + 3rd Weekends

Registration information for each event will be published as the time grows near.