

President's Page

Happy Thanksgiving everyone,

I'm so sad to report that Jerry Smolyk passed away about two weeks ago. Condolences go out to his family. I think we will all miss his stories and that big smile of his. It was so much fun talking with him.

We had a great meet. Over 100 people signed up and I think there were more than that that came. Most of the steaming bays were filled with steam engines. Lots of good food was served by Joe Schnyder, Dave and Belinda Kulman, and Donna Hohm. We did not go hungry at the Pot Luck either. Thank you to all that helped maintain this park. The list of people is very long. I have forgotten one or two of you people for sure. Thank you.

Decorating for Christmas has commenced. This club needs your help putting out all the decorations for Holiday Lights. Every day except Sunday, people will be in the park putting up lights. Any time you have to help will be much appreciated. Please help. We will start giving rides on Friday, Nov. 24 at 6 pm and the last night is Sat. Dec. 30. Also we need your help running the trains for the Holiday Lights. There are signup sheets in the club house.

The club needs a few more people to man the gift shop on Sundays. There are 5 Sundays in December, and only three people that will open the gift shop. Some of you men can also come out and open the gift shop. Please come out and help this club.

Ken Giordano is putting in an ad to recruit more people instead of me begging people to come out and be a conductor, engineer, stationmaster or anything. We try very hard to be the safest and train everyone on the train to the highest standards. We're not going to give you a whistle and throw you on the train and say have fun. It doesn't work that way at all. Come out and we will train you until you are comfortable.

Remember, if you buy from Smile Amazon or Fry.com grocery, we can earn money from your purchases. You need to sign up for these programs. Holiday shopping is in full swing.

Have a great Thanksgiving and come back ready to run trains.

Safety First

Perry



Our apologies: The ballot for 2018 Board of Directors that was published in the October Stack Talk was missing the names of the people running for Secretary. If you used that form and sent it in, and now wish to make a different selection, or if you forgot to sign your name to your ballot, please use the form in this month's Stack Talk to resend your ballot. If we receive **2** ballots from the same person, we will use the later one for counting.

NOVEMBER CALENDAR

- every Sunday **NOON** Sunday Public Rides
- Sat. 11/ 4 8:00am Mega Tree Raising** (Hank Gallo, Mike Grant, Team)
- Sat. 11/11 10:30am Holiday Lights Committee** (Joe Kalisak, Team)
- 12:00pm Closed Board Meeting
- 12:30pm General Meeting **(2018 Board election vote tally)**
- Thu. 11/23 all day Thanksgiving Day (Family)
- Fri. 11/24 6:00pm Holiday Lights Nighttime Public Rides
- Sat. 11/25 6:00pm Holiday Lights Nighttime Public Rides
- Fri. 12/ 1 6:00pm Holiday Lights Nighttime Public Rides
- Sat. 12/ 2 5:30pm Mustang Night** (Hank Gallo)
- 6:00pm Holiday Lights Nighttime Public Rides

BOARD MEETING MINUTES

Oct. 14, 2017 (see note below)

- The 1-inch track project was discussed.
- The final version of the 2018 Board election ballot was approved.
- The purchase of Jerry Smolyk's container by MLS was approved.
- There were 83 pre-registrations received to-date for the Fall Meet.
- The new long-distance Stack Talk Editor was approved.
- No issues raised by the Superintendents.
- 2017 Priority Tasks are being completed.

ISSUE:
Volunteers must use the log books to record their working time on projects.

(Note: Due to privacy issues, since the Meeting Minutes are for Member's only and the Stack Talk is a public document, these Minutes are intentionally just a general overview. Once approved at the next Meeting, they are posted on the Members-only webpage.)

- Perry McCully**
President
- Pete Pennarts**
Vice President
- Mike Lewandowski**
Secretary
- Bob Douglas**
Treasurer
- Mick Janzen**
- Joe Fego**
- Mike Grant**
Members at Large
- Cliff Fought**
Construction Superintendent
- Hank Gallo**
Operations Superintendent
- Joe Schnyder**
Maintenance of Way Superintendent
- Greg Gorman**
Tower Signal Superintendent
- Terry Liesegang**
Road Signal Superintendent
- Bill Pardee**
Boiler Inspector
- Pete Pennarts**
Safety
- John Bergt**
Past President - 2016
- Al Ford**
Construction Superintendent Emeritus
- Jim Zimmerman**
Engineer Test Administrator
- Dennis Beatty**
Sunday Run Crew Coordinator
- Joe Kalisak**
Holiday Lights Committee Chairman
- John Bergt**
- Timothy Freeman**
Web Masters
- Ken Giordano**
Stack Talk Editor

Send articles / photos to:
MLSnewsroom@gmail.com

IN MEMORIAM

Sadly, during October, the MLS lost two of its members -
two people who loved trains and our railroad park.

GLENN HAGLUND, Michigan

Passed: October 7, 2017

Hello. Even though Glenn and I lived in Michigan, we so enjoyed our two visits to your train layout and especially our trips through the desert. What fun we had riding your rails. He was always so proud of his membership with Maricopa. We kept an active membership with the hopes of getting back that way again. With deep sadness, I must add that Glenn died on Oct. 7th, and I just wanted to share that with you as he always enjoyed reading your emails. He loved the train world.

Blessings to you all, Judy Haglund jhaggy7@gmail.com

JERRY SMOLYK, Edmonton, Canada

Passed: October 18, 2017

If you would like to sign Jerry's Book of Memories :

<http://www.parkmemorial.com/book-of-memories/3228032/Smolyk-Jerry-/service-details.php>

Jerry had an immeasurable number of loves in his life; the most important of these being his immediate and extended family, championing for the funeral profession, riding on and playing with trains, and helping others in any way he could.

His passion was life! He had an interest in everyone he ever met.

And being in funeral service, he made sure he had fun every day, as he knew life could be short. One of his mottos was

"He who dies with the most toys, wins!"

Well, Jerry, we are pretty sure you won!

Jerry Smolyk and his
new steam engine –
Fall Meet 2015



Perry McCully
President

Pete Pennarts
Vice President

Mike Lewandowski
Secretary

Bob Douglas
Treasurer

Mick Janzen
Joe Fego

Mike Grant
Members at Large

Cliff Fought
Construction
Superintendent

Hank Gallo
Operations
Superintendent

Joe Schnyder
Maintenance of Way
Superintendent

Greg Gorman
Tower Signal
Superintendent

Terry Liesegang
Road Signal
Superintendent

Bill Pardee
Boiler Inspector

Pete Pennarts
Safety

John Bergt
Past President - 2016

Al Ford
Construction
Superintendent
Emeritus

Jim Zimmerman
Engineer Test
Administrator

Dennis Beatty
Sunday Run Crew
Coordinator

Joe Kalisak
Holiday Lights
Committee Chairman

John Bergt
Timothy Freeman
Web Masters

Ken Giordano
Stack Talk Editor

Send articles / photos to:
MLSnewsroom@gmail.com

SPOTLIGHTING OUR MEMBERS!



SHELBY'S JR. ENGINEER SCHOOL

January, 2018 -- Jr. Engineer School will be 6 years old. Roughly 7,000 children per year (about 50% are repeat students) share this unique experience. It is such a joy to be able to offer them the experience of running a train. It's tough to tell who gets the biggest thrill, the children, the parents, or me.



Thanks to the efforts of Hank Gallo, the MLS Holiday Train Rides will be the talk-of-the-town, with the press release he wrote and website photos scheduled to appear in the November issue of the newspaper, the North Tatum Times (Deer Valley Times).

Hank also reports that the Facebook page is already getting lots of traffic. He has been keeping busy answering questions. Thanks, Hank, for going above and beyond to stir the masses to increase our ridership this year.

Although trying at times (the 5 to 7 mile walk every Sunday afternoon and kids who can't stop honking the horn), for the most part, it puts a smile on the child's face that is hard to equal. Their souvenir Jr. Engineer School Graduate card is a badge of honor and accomplishment that they are excited to share with their friends and family alike.

Some of our members' children help me with the students. A **BIG** thank you to Benjamin, Ethan, Isabella, Jackson, Logan, Loudon and Roya who are always so helpful to me.

And with the addition of the Mad Dog Mining train from Al and Arlene Ford, we look forward to teaching many more children (future Engineers) how to run a train. And sometimes we catch the parents' interest, and gain some new members. Awesome.

Hank Gallo

SPARE TIRE?

Photo and Story by Bill Unglaube



With the appearance of the automobile on the American scene, car owners soon discovered that tires/inner tubes were not as tough as the roads of the day. Those owners/drivers of the day often carried one or more spare wheel-tire assemblies. The title phrase is common enough today, although the assembly is certainly much more than just a tire. After a century of progress, it still lacks something when you see Bill Myers' concept of a "spare." He takes it to a whole new level. Witness the photo.

That's a Mercedes-Benz "SMART CAR" behind the cab of Bill's 2003 FREIGHTLINER tractor. He has a clever one-man ramp and winch arrangement that allows him to get the car on the ground in less time than it takes to install the traditional spare tire.

PAY ATTENTION DETROIT!

Letter from the Editor

Dear Readers,

This month I wanted to try something different in an effort to make the Stack Talk more fun to read. For those folks, like me, who live so far from the park, this newsletter is our only lifeline as to what is happening at the park and how our friends are doing. If you like what you see, text "thumbs up" to 847-637-7508. Any questions, complaints, or additional ideas, and articles of interest / photos, please email them all to me at:

MLSnewsroom@gmail.com



THE "CHIEF"

Photos and Story by Joe Kalisak

While my wife Trish and I were at the Grand Canyon Railway in mid October, we ran into MLS member Nick Connelly working as a brakeman on the GCR. He is pictured on the right with his co-worker George, the conductor. Nick is a student at Grand Canyon University, and started working on the GCR in August of 2016.



This is the "Chief." It was built in 1947 for use on the Atlantic Coast, in service between New York and Miami. It was retired in the early 1980s, and sat in storage until it was purchased by a private investor and moved to San Antonio. After being refurbished for \$250,000, the car was returned to passenger service on the Texas Southern Dinner Train from 1989-1991.


After 1991, it served as a dinner car for charter in Mexico until 1993, when it was seized by the Mexican government. After a protracted legal battle, the car was returned to the US-Mexico border in 1994. There, it was picked up by the Union Pacific for delivery to San Antonio, but the car was lost en route, only to be found later that year in New Orleans. The car was subsequently damaged in a rear end collision on its return to San Antonio, and the owner kept it in storage until it was sold in 1999.

The next owner added the open-air observation platform at a cost of \$95,000 to cover up the damage caused in the collision, but decided to sell the car prior to completing the restoration. GCR acquired the car in 2002, and put it into service in October of that year as the "Chief." It is 76 feet long, carries 37 passengers, and features that open-air rear observation platform.

History of the Chief from the GCR website.

Discounted rides daily. Special packages. Grand Canyon Railway website: www.thetrain.com

More photos of the Grand Canyon Railway -- Thanks, Joe.



The Great Train Robbery





High Ball! By John Lovely

Sorry that I missed a few months, but I have been busy (yeh, tell me about it) working and having a Golden Wedding Anniversary. Now that I am fully retired (not doing any compensated work), of course I will have lots of extra hours. Guess I need to begin looking at schedules and passengers for **Winterfest 2018**. See you all there.

What does "On Time" mean? It depends on where you are and what role you are playing. I became aware of the different roles late in my career at Greyhound. To most of us drivers, "On Time" meant arriving at a depot early enough to complete our baggage and passenger work, and leave at the timetable time. But there were some cases when the running time to the next depot was too long, so we would delay a bit so we could run at a reasonable speed. (Pedal to the metal was the usual.) There was nothing I hated more than having to run at less than highway speed. When I went to driver's school, we were told our governors were set at 68 (speed limit was 65 in California back then), so traffic was in front of us. That is, we were overtaking most traffic on the highway, but that is another story for another time.

The secret to running on time, was to run on time. Sound crazy? I worked some commuter runs where we had roadside stops about every two blocks. If you got behind, it seemed impossible to make up time. But, get early and you just couldn't seem to go slow enough to lose even a minute or two. One old driver told me that, in his trolley car days, he figured he could make up time by stopping in front of a lady. To lose time, he would stop in front of a man, expecting that he would step back to let the ladies on first. Obviously, that was way back in the good old days. It was true, though, if you were just a little hot so people had to rush to get the bus, they moved quicker than when you were late and they had time to relax at the stop, waiting for you to show up – then they seemed to be slower than molasses in January getting their fare paid.

On time to a passenger means they had time to buy their tickets, check baggage, and maybe get a little refreshment. Of course, there are those who are always late out of habit. It always irked me the way people acted as soon as I opened the door, say at Phoenix depot, to begin loading. The first people in line would have to gather up all their carry-on stuff, step through

the door, set it all down again, then dig through their purse to find their ticket. Why they couldn't just have the ticket ready, hand it to me, then pick up all their junk after I had transacted their fare and destination.

Then there is the agent's point of view. He or she is waiting for a bus/train to arrive at a certain time. The agent saw a parade of schedules each day, whereas I saw a sequence of depots in my day. I also realized the difference between "turn-around" service (schedule completed in a few hours) and "through" service (where it took several days to complete a schedule, such as LA to NYC). The concept, that there were actually several busses operating on my schedule at different places any given day, dawned on me fairly early in my career. When I started a schedule on Tuesday, mine would be Wednesday's bus in Amarillo, and Friday's bus in New York. This point came home to me when we had a stretch of bad weather one winter and all busses were several hours late. As I pulled out of Flagstaff, a passenger said, "finally we are getting there." I told him he was only an hour late, the earliest that schedule had been in several days. He said, "Yes, but we were due here yesterday." Another instance, in Long Beach, as a passenger burst out the door asking, "where is the 1:30 bus to San Diego?" I said, "there it goes, down the alley." "But it is just 1:30." (Actually 1:32.) "Yep, and it left on time, didn't it?"

So, for a Conductor or Driver, "On Time" starts at the advertised time point. Anything earlier than that and you are "Early" and in violation. For a passenger, "Late" starts at the advertised time point. Anything before that is "On Time." When running on Timetable Authority, as we do for Operations, we are only authorized to occupy a block during the time interval on the Timetable. Any other time and the track may be assigned to someone else, leaving someone sitting behind a red signal.

STEAM LOCOMOTIVES BOILERS

By Dave Griner

Well, we'll kick the bank around some and see what turns up this time.

Last time we began to look at how boilers are constructed, specifically with regard to riveting. It should be mentioned here (although maybe it should have been sooner) that rivets do their work by compressive strength. As the rivet cools after being driven, it shrinks, exerting a "clamping" force on the plates being joined. In fact, this "clamping" force is so strong that the plates are held by the friction of the plate surfaces. Evidence of this is found when joints are tensionally tested to destruction, by noting that the plates slip slightly before loading up the rivet in the joint.



The next method of forming a rivet head is by pneumatic hammering, and here's a picture of rivets being brought up to heat in a gas furnace. Nice color, eh?



The picture below shows an air hammer and two "snaps" used to form a head.



Usually there are two hammers applied, one to hold the rivet in the hole, and the other to form the head, and both use the proper "snap" to provide the finished head dimensions. The work has to move quickly in order to prevent the rivet from cooling too quickly. The person heating the rivet usually takes it to the hole and inserts it, then the "holder on" slams his hammer on the protruding head. As soon as the "driver" hears the hammer hit, he then starts driving, gently at first, then more aggressively and rolling the

"snap" around to make sure the head is fully formed. Hammers come in different sizes, we used to refer to them as "60's", "80's" or "90's" the one pictured is a "90." There is even a "120", what a bear that one is to handle!!

The driving process, as described above, the fellow on the right is the “holder on,” and the one on the left the “driver.” Notice his hand is very close to the end of the hammer, many times this helps control the hammer for more complete finishing. Must be very careful doing this, since the hammer is bouncing pretty hard, easy to get a finger in between ohhhhhh!!



When rivets are properly heated and driven quickly, they will still have color when the heading is finished, and that is a sign of good riveting practice, since the contraction of the finished head will develop its maximum compression under these conditions. The work pictured here is very nicely done no burned heads, no excessive length.

After a day of pounding rivets, you can go home with a good feeling of having accomplished something, question is are you ready to do it again tomorrow?

Next time we will discuss hydraulic riveting and then get into joint design.

Take care, Dave



HAPPENINGS PAST!

The 1st Annual Fall Work Week was October 16th – 25th and the Fall Meet was October 26th – 29th. Anything more than that ... I'm at a loss for words. Other than these 6 photos (thank you, Perry), no one has said a word to me. But, in their defense, I'm sure everyone has their Holiday Lights responsibilities forefront in their minds right now. Who can blame them? It's the year's most important event for the MLS, and I know it's going to be spectacular.



HAPPENING NOW!

New signal bridge waiting for lights



MEGA TREE RAISING – Nov. 4 (8 am)

Hank Gallo, Mike Grant, and their Team

This is the **2nd** annual Mega Tree Display, and Hank has vowed to surpass last year's extravaganza. The software upgrade this year allows for many exciting, new features. There will be approximately 8,000 LEDs, each individually controlled, on 3 channels. Plus, Hank is building 6 new secondary displays that are programmed with the tree, so that everything is synchronized to "dance" to the music.

The Mega Tree, itself, has 64 strips of Smart LEDs, each strip being 40 feet long and containing 120 LED lights. Then, there are two stars that are 4 feet tall, and contain 180 LEDs each. Hank hasn't divulged any info on the 6 new props – he doesn't want to ruin the surprise.

Hank is offering, to the first 20 people who call him and offer to help raise the tree with him on Saturday, a chance to see the 6 new displays **FIRST**, before anyone else sees them. And as a special bonus, those lucky 20 people also get a personal tour inside the tree during the testing of the light show. **Wow!**



A Message from The Holiday Lights Committee

We will be setting up our light display this month. We will be posting information on the white eraser board next to the entrance to Ford Station. Dates and times will be listed by Committee members as to when they will be working in their area. If you would like to help, please contact any of the members to help them out.

With thousands of lights and many air powered displays that need to be checked, we could use your help.

Here are some of the members of the Holiday Lights Committee. They can't decorate the whole park by themselves, so come out and help. Joe Kalisak



Mustang Night at MLS

Saturday, Dec 2 5:30 'til 7pm

Like last year, at 3pm, 20 parking spots will be blocked off near the entrance to the train rides from the exit gate back to the maintenance barn.



Paul will take us on his steamer again. Several other Mustang clubs have been invited as well.

HAPPENING SOON!



Sorry.
No information is available for the
Christmas Party / Pot Luck Dinner.



Maricopa Live Steamers Winterfest 2018, 12th Annual Operations Meet

January 17th – 20th, 2018

please see the next 2 pages



Coming Soon!

Winterfest, 2018

12th Annual Operational Meet January 17-20, 2018



Story by Bob Rauperstrauch

Photos by Jim Zimmerman

So, for those of you who haven't been to an OPS Meet yet, here's what's coming up. I can remember the first year I participated. It sounded simple enough. Just go play like a real railroad, how hard could that be...? Whew!

First they give you a map of a spaghetti bowl (track plan) and a schematic straight line diagram of the same spaghetti bowl. Then, they point to a consist in the yard, hand you a stack of cards and say "Lunch is at noon..." Fortunately for me, my assigned crew had done this for many years and in fact, had memorized the entire spaghetti bowl, including almost ALL of the sidings. Good thing too, 'cause the real fun was about to start!



It was just like railroading in a smaller scale, except you don't get to pick up the cars using muscle to move them around that string of reefers blocking your industry's spur. And that thing about "facing and trailing point switches" takes on a WHOLE new meaning when the runaround track is a quarter mile away from the industry's spur track. If some stranger offers to block out your consist in the yard for your run, take the offer and buy him lunch! That's a favor you will be hard-pressed to pay back, because, out in the weeds and sagebrush, that blocking is priceless!

Oh, and then some bright light thought it would be more realistic if, periodically, a FAST passenger train would charge by on a tight schedule, right when you have your train split on the main line and run around track. That'll teach you to read the operating schedule with a close eye. By the way, that darn operating schedule reads BOTH up and down. just like the real ones... If that sounds like fun to you, you're right, it's a blast! And you only get to do it once a year at MLS. If you aren't on board this year, make sure to sign up next year. Don't miss the fun!



Every track in the Main Yard filled with cars.

Maricopa Live Steamers Winterfest 2018, 12th Annual Operations Meet

You are invited to participate in the 12th Annual Operations Meet to be held January 17th – 20nd, 2018 at Maricopa Live Steamers in Phoenix, AZ. This is an open invitation meet but all attending people must pre-register regardless of their participation. (If you are bringing your wife, girlfriend, children, etc, they must also be pre-registered even if they do NOT plan on participating in the operation sessions. Everyone must be pre-registered by January 1st, 2018.

Lunches will be your responsibility. Dinners will be catered on Thursday, Friday and Saturday evenings. Money for catered meals must be sent with your registration. If you need to cancel, please do so before January 1st, 2018 to receive a refund on your meal money. You do not have to sign up for the catered meals but if you do not, you will be responsible for your own dinners on those nights. Please note that you will not be able to sign up for catered meals past January 1st, 2018.

We look forward to seeing you in January. Please RSVP as soon as possible with a check or money order. We can only guarantee 90 operating positions. If we receive more than 90 participating registrants, we will rotate the additional participants in to the operation sessions.

We use FRS radios with assigned channels from 3-10 with privacy code 10. Exact channel assignments will be listed in the operation time table. You will also want to bring a flashlight, warm clothing, rain gear, (it does rain in Phoenix *occasionally*) (ask our 1st operation participants) and anything else you need to have fun in the cooler winter temperatures. Please review our operating and safety rules on our website. www.maricopalivesteamers.com

Track plan information can be found on the MLS website as well as a map to MLS. RV parking and camping is available but there are no RV hookup facilities. Upon arrival to MLS, please check in at Ford Station to pick up your information packet. You must be unloaded on the 17th, and ready to run card order on the 18th. Pre-registered but late arrivals will be accommodated as much as possible.

NOTE: BREIFING MEETING ON WEDNESDAY 17TH 6:30PM

Maricopa Live Steamers is on one of Phoenix's natural parks. There are coyotes and other critters living here. We ask that you not bring pets for pets safety's sake.

Wednesday, January 17 th	All Day - Check In (Open Running) BREIFING MEETING 6:30PM
Thursday, January 18 th	8:30am - 12:00pm Card Order Running 1:00pm - 4:30pm Card Order Running 5:30pm - 6:30pm Pizza Food Dinner 6:30pm - 9:00pm Card Order Running
Friday, January 19 th	8:30am - 12:00pm Card Order Running 1:00pm - 4:30pm Card Order Running 5:30pm - 6:30pm Chinese Food Dinner 6:30pm - 9:00pm Card Order Running
Saturday, January 20 th	8:30am - 12:00pm Card Order Running 1:00pm - 3:00pm Card Order Running 3:00pm - 5:00pm Pick Up Cars 5:30pm - 6:30pm (Bar-B-Que) Dinner
Sunday, January 21 nd	All Day - Open Running (Note: Public will be present for our public run day)

After you create your Christmas gift list for your family and friends, but before you go shopping to fill it, please add a Christmas gift to the MLS to the top of that list. And for this gift, the price is right. **FREE.**

MAKE YOUR FIRST CHRISTMAS GIFT A CHRISTMAS GIFT TO THE MLS

COST = A LITTLE OF YOUR TIME

VALUE = PRICELESS


The most popular place to shop online these days is Amazon, and Amazon wants to share their profits with the MLS. So, before you start shopping, go online to SMILE.AMAZON.COM and indicate that MARICOPA LIVE STEAMERS is your charitable choice to receive the profits that they want to donate to us from the purchases that you make. Then, shop on SMILE.AMAZON.COM for all of those other gifts on your Christmas list. Won't you at least take the time to read the Frequently Asked Questions (FAQs) on the next page. Thank you.

11/1/2017 AmazonSmile: Change your charity

[Try Prime](#) All ▾
 Departments ▾ Supporting: Maricopa Live Steamers Railroad Heritage Preserv EN ▾ Hello, Ken Account & Lists ▾ Orders Try Prime ▾ 0 Cart
Browsing History ▾ Ken's Amazon.com






Your Account ▸ [Change Your Charity](#)

Choose one of our spotlight charities



Best Friends Animal Society
 Best Friends Animal Society is committed to ending the killing of dogs and cats in shelters. Together, we can Save Them All.

Select Best Friends Animal Society

-  American Red Cross
-  charity: water
-  American Heart Association
-  Best Friends Animal Society
-  Against Malaria Foundation

Or pick your own charitable organization:

MARICOPA LIVE STEAMERS

Search

➔
➜

Just type MARICOPA LIVE STEAMERS here ----- and press SEARCH button here. Then you are done.

Back to top

11/1/2017

About AmazonSmile: Program details and FAQ

Try Prime

All ▾

Departments ▾

Supporting: Maricopa Live Steamers Railroad Heritage Preserve
Browsing History ▾ Ken's Amazon.com

EN ▾

Hello, Ken
Account & Lists ▾

Orders

Try Prime ▾

0

Cart

About AmazonSmile

What is AmazonSmile?

AmazonSmile is a simple and automatic way for you to support your favorite charitable organization every time you shop, at no cost to you. When you shop at smile.amazon.com, you'll find the exact same low prices, vast selection and convenient shopping experience as Amazon.com, with the added bonus that Amazon will donate a portion of the purchase price to your favorite charitable organization. You can choose from nearly one million organizations to support.

How do I shop at AmazonSmile?

To shop at AmazonSmile simply go to smile.amazon.com from the web browser on your computer or mobile device. You may also want to add a bookmark to smile.amazon.com to make it even easier to return and start your shopping at AmazonSmile.

Which products on AmazonSmile are eligible for charitable donations?

Tens of millions of products on AmazonSmile are eligible for donations. You will see eligible products marked "Eligible for AmazonSmile donation" on their product detail pages. Recurring Subscribe-and-Give purchases and subscription renewals are not currently eligible.

Can I use my existing Amazon.com account on AmazonSmile?

Yes, you use the same account on Amazon.com and AmazonSmile. Your shopping cart, Wish List, wedding or baby registry, and other account settings are also the same.

How do I select a charitable organization to support when shopping on AmazonSmile?

On your first visit to AmazonSmile smile.amazon.com, you need to select a charitable organization to receive donations from eligible purchases before you begin shopping. We will remember your selection, and then every eligible purchase you make at smile.amazon.com will result in a donation.

Can I change my charity?

Yes, you can change your charity any time. Your AmazonSmile purchases after the change count towards your newly selected charity. To change your charity, sign in to smile.amazon.com on your desktop or mobile phone browser and simply select "Change your Charity" in "Your Account."

What charities can I choose from?

You can choose from almost one million eligible 501(c)(3) public charitable organizations.

What if my selected charity does not register to participate in the AmazonSmile program or becomes ineligible?

If your selected charity does not register to participate, becomes ineligible, or requests to be removed from the program, you will have a chance to select a different charity to receive the accrued donations that have not yet been disbursed to your charity. If you do not select a different charity, the accrued donations will be distributed to other organizations receiving donations.

If I represent a charitable organization, how can I learn more about registering my organization for AmazonSmile?

Go to org.amazon.com to learn how to register your organization to receive donations.

How much of my purchase does Amazon donate?

The AmazonSmile Foundation will donate 0.5% of the purchase price from your eligible AmazonSmile purchases. The purchase price is the amount paid for the item minus any rebates and excluding shipping & handling, gift-wrapping fees, taxes, or service charges. From time to time, we may offer special, limited time promotions that increase the donation amount on one or more products or services or provide for additional donations to charitable organizations. Special terms and restrictions may apply. Please see the relevant promotion for complete details.

Can I receive a tax deduction for amounts donated from my purchases on AmazonSmile?

Donations are made by the AmazonSmile Foundation and are not tax deductible by you.

How can I learn more about AmazonSmile?

Please see complete AmazonSmile [program details](#).

[Back to top](#)

HELP WANTED

MONTHLY LISTING OF WHERE THE CLUB NEEDS YOU
PLEASE LEND A HAND IN SUPPORT OF YOUR CLUB
MANY HANDS MAKE FOR LIGHTER LOADS

Top Priority

(because the Holiday Lights/Nighttime Runs program
is the club's **BIGGEST annual fund raiser and income generator**)

We are trying to avoid raising your dues to pay for hired temporary help, so please offer **some** assistance.

Mega Tree raising assistants

20 people, age 16 years and older,

to spend **SAT., NOV. 4** raising the Mega Tree and setting up displays.

Contact Hank Gallo for more info. H 602-569-0618 / C 602-300-3396

What a fulfilling way to get in the **SPIRIT OF THE SEASON** in November.



Nighttime Run Engineers / Conductors / Stationmasters

**60 certified Engineers/Conductors
and 3 experienced Stationmasters,**

to spend only four evenings this holiday season
doing what you do best. The goal is

to have 7 train crews and 3 relief crews per night.

The November dates have a critical shortage at this time.

Dates: November 24, 25, and December 1, 2, 8, 9, 15, 16, 22, 23, 29, and 30.

Please contact: Dennis Beatty 480-628-1275 to schedule your work days.

**Dennis prefers that everyone contact him so that he can manage the schedule
rather than having too many show up on one night and not enough on another. Thank you.**



Hot Chocolate vendors during the Holiday Lights Nighttime Runs

12 people, age 16 years and older, to spend only four evenings this holiday season
making hot chocolate for the cold visitors waiting for their Holiday Lights train ride.

No experience necessary. Training and supervision will be provided. **Families welcome!**

Dates: November 24, 25, and December 1, 2, 8, 9, 15, 16, 22, 23, 29, and 30.

Please contact: Judy Edwards and Mike Grant 602-751-3205 **for more info and to schedule your work days.**



Gift Shop vendors during the Holiday Lights Nighttime Runs

15 people, age 16 years and older, to spend only four evenings this holiday season
selling memorabilia and gifts to the visitors after their Holiday Lights train ride experience.

No experience necessary. Training and supervision will be provided. **Families welcome!**

Dates: November 24, 25, and December 1, 2, 8, 9, 15, 16, 22, 23, 29, and 30.

Please contact: Sandy and Jerry Grundy 623-975-2236 **for more info and to schedule your work days.**



EXPERIENCE SOMETHING NEW and FUN THIS YEAR

TAKE THE TEST, BUY A WHISTLE, THEN
TRY THE CONDUCTOR'S CHAIR ON FOR SIZE -- **NO DRIVING REQUIRED.**

I PROMISE -- YOU WILL LOVE IT.
DOZENS OF SMILING, HAPPY KIDS WILL TOUCH YOUR HEART.

THE PERFECT SUNDAY AFTERNOON TO START A NEW WORK WEEK.
MAKE IT A FAMILY OUTING WITH YOUR SPOUSE / KIDS IN THE SEAT IN FRONT OF YOU.

Job Requirements for CONDUCTOR:

Adult Common Sense
Sit in your Chair
Watch the Train in front of You
Blow your Whistle when Needed

YES, YOU CAN DO THIS

Please Click Here:

- (step 1) [upload-MLS-2016-Safety-and-Operating-Rules-Rev-08142016.pdf](#)
Need FREE tutoring? Send Ken an email via MLSnewsroom@gmail.com
- (step 2) Complete and submit the [MLS-engineer-test](#)
- (step 3) **Contact Dennis Beatty** 480-628-1275 bigpoppapump3@hotmail.com
Sunday Run Crew Coordinator

Tell Dennis you want to be a Conductor. Also ask him about the Christmas Run schedule.



Maricopa Live Steamers

Winterfest 2018, 12th Annual Operations Meet

Registration Form

Name:

(As you want it to appear on name tag)

Additional family members:

Will They be participating? Yes _____ No _____

Additional family members:

Will They be participating? Yes _____ No _____

Address:

City: _____ State: _____ Zip: _____

Phone: _____

Email Address

(This will only be used to send you a confirmation.)

Will you be bringing any equipment? Yes _____ No _____

If yes Please list the type and car number (if applicable).

Motive Power

(Note: Due to dry conditions, solid fuel steam engines require spark arrestors.)

Rolling Stock (to be switched) _____

Item	# of people		Price		Total
Pizza Dinner Thursday, 1/18 5:30pm		X	\$9.00	=	
Chinese Dinner (Catered by Panda Express) Friday, 1/19 5:30pm		X	\$9.00	=	
BBQ Catered by Famous Dave's BBQ Saturday, 1/20 5:30pm		X	\$19.00	=	
Registration Administrative Fee (Non Refundable)	1				\$5.00
Additional Family Member's Administrative Fee (Non Refundable)		X	\$2.00	=	
Total Enclosed with RSVP					

Please make a copy of this form for your records.

Please make check payable to Maricopa Live Steamers and send to,

Jim Zimmerman
7301 E Garfield St
Scottsdale, AZ 85257



2018 MLS Annual Membership Renewal Form

Please complete this application and mail it with your check to:

Rdouglas9@cox.net

Maricopa Live Steamers
Attn: Bob Douglas
17017 N. 12th St. Apt. 1045
Phoenix, AZ 85022-2089

You must pay your dues by December 1st
to be included in the 2018 MLS Roster.

All resident MLS members over the age of 18 are charged a Park Usage Fee of \$10.00 which is included in your dues. Your annual dues supports club operation and facility maintenance only. All club improvements and railroad expansion are supported by public and club member contributions, which are tax deductible.

PAYMENT

New local member application ONLY

Initiation Fee for New Resident Member (includes name badge) _____ \$ 50 _____

Anyone with **personal equipment stored on MLS property** must pay Resident Membership dues.

Resident membership

Single Membership _____ \$165 _____

Spouse Membership _____ \$ 35 _____

Junior Membership (\$10 per child) _____ Qty _____ x \$ 10 _____

Non-Resident Membership (more than 75 miles from Phoenix)

Single Membership _____ \$ 35 _____

Spouse Membership _____ \$ 15 _____

Junior Membership (\$10 per child) _____ Qty _____ x \$ 10 _____

Stand-alone Junior Membership (must have a Sponsor)

Sponsor's Name _____ \$ 10 _____

Optional Fees

Club Locomotive Use Fee (First Year Only) _____ \$150 _____

Annual Locomotive or Rolling Stock Use Fee _____ \$ 50 _____

New Name Badge _____ \$ 10 _____

MLS is in the process of upgrading the track and switches to steel rail.

Please consider a tax deductible donation to the Track Maintenance Fund. _____

Please consider a donation to the Front Gate Welcome Sign Fund. _____

TOTAL PAYMENT \$ _____

The following information will be used to produce a membership roster.

It is not made public and is only distributed to MLS members.

Member Name: _____ Spouse: _____


Junior Member Name(s): _____

Email Address: _____

Address, City, State, Zip: _____

Home Phone: _____ Cell Phone: _____

Club Key # _____ Do you own a container?
_____ NO YES If yes, it's #/location: _____



MLS Election Ballot for 2018 Officers and Board Members-at-Large

Vote Tally Date: November 11, 2017

Officers:

- **President:** PERRY McCully Write In: _____
PETE PENNARTS
- **Vice-President:** JOE SCHNYDER Write In: _____
- **Secretary:** JOHN DRAFTZ Write In: _____
MICK JANZEN
- **Treasurer:** BOB DOUGLAS Write In: _____

Board Members-at-Large (CHOOSE 3 NAMES PLEASE)

- Mick Janzen Joe Fego John Bergt Matt Rockwell
Mike Grant Dave Griner John Broughman
Write In: _____

Voting will take place at the November General Membership Meeting. Fill in each circle for the candidate you are voting for. Please present your ballot at the meeting or mail to:

MLS November Meeting, 22822 N 43rd Ave, Glendale, AZ 85310

Ballots must be received prior to the November General Membership Meeting to be counted. All ballots require a signature for membership verification.

Member Name:

Don't forget to

Member Signature:

Sign your name