




Maricopa Live Steamers

STACK TALK

October 1, 2017

The official newsletter of the Adobe Mountain Railroad in Phoenix, Arizona, Operated by the Maricopa Live Steamers Railroad Heritage Preservation Society.



President's Message

The fall meet is just around the corner (Oct. 26th - 29th). Bet you didn't know that, did you? We need your train related stuff for the raffle table and any other donations will be accepted. Food for the pot luck dinner Saturday night is always needed. Can't wait. Always good eating with our friends. For those of you that are from out of town and want to come early (16th - 25th) and work on RR projects, you can. And then there's Christmas. Oh boy, don't you just love it. It's also time to send in your dues. Mine is in Bob's hands. Please don't wait. Elections are in the Nov. meeting. If you want to nominate someone or yourself, you need to get it in to Mike Lewandowski very soon.

It seems that people in this club need to go back and read the bylaws that this club has. Especially article II, section 3. There will be a quiz at the next meeting to see if anyone read it.

I want to thank everyone that came out to the two work parties trimming trees and cleaning up the park for opening day. Also want to thank everyone that has been repairing Pottsville branch or upgrading the curves to steel. There should be some good ridding on it when it gets done this weekend.

There are two new charging stations in Schnyder yard to be used to charge engines, not to run your RV. A new bridge has been installed on Bobberg branch at the saw mill. Watch your head. It's there to supply water to the one inch track. No signals on it. We will have power to the big tree in a few days. More fencing was installed to put Christmas lights on. A new birthday pavilion is in place and it's called Diner Car. New LED lights have been put up in the park. Lots of new things have improved the park. Thanks to a lot of people that work almost every day of the week.

A big thank you to Mike and Donna Springer for donating 2500 ft of rail and 5 switches for the one inch project. Many rail fans will enjoy this new track.

Al Ford. What can I say? Where do I begin? *What a man!* He had the foresight to build a layout on a napkin and then put it on the ground. When he asked me to come out to look at this bare ground, I was hooked. He could do no wrong. And he didn't go wrong. Al, you worked very hard at getting this park the way it is today. Thank you so much for getting me "hooked"!

Perry

Calendar of Events October 2017

**Christmas planning committee meetingOctober 14 10:30 AM
Ford Station**

Board meeting and General meeting: 2nd Saturday, October 14 12:00 PM

Public Runs - Sundays 12:00 - 4:30

Work week prior to meet has been approved October 16th - 22nd

*****Fall Meet*** October 25, 26, 27, 28, 29**

First Christmas run. Sunday December 1, 6:00PM - 8:30 PM

RUN CREWS ARE STILL NEEDED - PLEASE HELP OUT

Abbreviated Minutes from September 16th

Closed Board meeting, 12:00 - 1:00

General meeting began at 1:05 PM.

Superintendent's reports:

Maintenance of Way - Joe Schnyder - Serpentine to Bumblebee - kink in track.

Tower, Greg Gorman - Nothing new to report.

Boiler Inspector, Bill Pardee - nothing to report.

Safety, Pete - fire ban has been lifted.

Construction, Cliff - out of 26 projects on the list, 17 have been completed.

New Business:

Bob Douglas says dues will remain the same in 2018

Mike Springer has donate 2,500 ft of 1" track and 5 switches.

Voting form, Fall Meet registration form and Work Week form are in this issue.

THE MEMBERSHIP FORM HAS NEW INFORMATION ON IT.

From Dennis Beatty

Thank You to our Sunday crews for continuing to provide rides for our guests and anyone else who is interested in helping out on the Sunday runs can sign up in the Clubhouse or can email me at:

bigpoppapump3@hotmail.com or call me at 480-628-1275.

From Hank

A big thank you to John Broughman for the several years coordinating public runs and congratulations to Dennis on taking over and looking for new opportunities. See more on page 13

2017 MLS Board of Directors

Perry McCully
President

Pete Pennarts
Vice President

Bob Douglas
Treasurer

Mike Lewandowski
Secretary

Mick Janzen
Joe Fego
Mike Grant
Members at Large

Cliff Fought
Construction
Superintendent

Hank Gallo
Operations
Supervisor

Greg Gorman
Tower Signal
Superintendent

Terry Liesegang
Road Signal
Superintendent

Bill Pardee
Boiler Inspector

Pete Pennarts
Safety

Joe Schnyder
Maintenance of Way
Superintendent

Al Ford
Construction
Superintendent
Emeritus

John Bergt
Past President
2016

Timothy Freeman
Web Master

Jim Zimmerman
Engineering Test &
Card Administrator

Sandy Rauperstrauch
Stack Talk Editor

In Case You Didn't Know, The Fire Ban Has been lifted!

*Whoopee - It's here! MLS Fall Meet!
Don't get left behind - get your reservations in soon so you and your "meals" can be accounted for to be in on the fun!*

And if that isn't enough, you can come a week early, help out at the park during "work week" run your train, and get to know a few new faces before the meet starts!

A Reminder. It's that time again! Don't forget to pay your MEMBERSHIP DUES!

Voting for MLS officers.

It's time once again to vote for the 2018 officers.

Ballots will be counted at the November meeting.

Tear out or copy the ballot on page 11, mark or write in your voting choice, mail in your ballot or bring to the November meeting.

You must sign your name to be counted!

Donated track Arrives at MLS from California.


Sometime around the 3rd week of September, Joe Fego, Pete Pennarts, Cliff Fought and Paul Cours went over to CA to pick up 2,500 ft of donated track and 5 switches from Mike and Donna Springer. This 1" track came at a great time when the members in the 1" had already started laying about 100 ft of track.

A big Thank You to Mike and Donna.



Two New Charging Stations in Schnyder Yard





50th Anniversary, September 10, 2017 of the Gold Spike on the SP & TC Railroad Held at the Bittercreek Western Railroad, Arroyo Grande, CA

by Bob Rauperstrauch

As a kid during my High School years in Arcadia, California, I met the Reiter family. At that time Ken, Tim and Melissa Reiter, myself, Eric and Karl Hovanitz as well as Tom Miller, Randy Brown and others worked for months on building Dr. Art Reiter's 1" scale SP & TC Railroad around his property. As we had to dodge the swimming pool and a tennis court, you can see where the railroad name evolved from. Naturally we worked almost every weekend on the project and Art made it an educational experience in railroad facts. That's where one of the things I learned was, why railroad wheels have a taper on the tread. And I learned many other things from that family and the experiences I shared with them. Some people lead by example, and Dr. Art Reiter was one of those persons. He mentored me for years afterwards as I built my Pacific.



Photo of Art Reiter and his 1-1/2" Mikado pictured with the real engine.

One "fun" fact was that Dr. Reiter would load the Pacific, tender, a caboose and all supplies, including his family into the inside of his Plymouth station wagon. He would put the flat cars of the train on the roof rack of the car and down the road they'd go from Arcadia to Griffith Park for a day of operation. As there was no real room for me inside the car, I would ride my bicycle to Griffith Part from Arcadia, about a 17 mile trip one way. Ah, yes, I was younger then...

That bucolic existence lasted until we all graduated from Arcadia High and left for college.



As a passing note, Dr. Reiter wasn't born with the skill set for building steam locomotives. He, like all of us, had help from friends, I'd like to mention their names as they were players in the game at that time. Marshall Black was a strong supporter of Dr. Reiter's efforts as well as Bill Cooper and a gentleman from England, a Mr. Bill Devine. I remember Mr. Devine, as he had the first European locomotive I had ever seen. It was Blue! I was quite amazed!



Bob Rauperstrauch with Ken Reiter



Art also built his 2nd locomotive, this 1- 1/2 " Mikado.



The Gold Spike celebration 50 years ago had over 600 people present on the Reiter's railroad including the local newspaper. In this original photo are the seven "kids" as seen below including Ken, Tim & Melissa Reiter, Eric and Karl Hovanitz, Bob Rauperstauch and his sister, and others still in the hobby.



From the 50 year celebration pictured above with their SP & TC caps are: Bill and Tom Cooper, Bob Rauperstrauch, Melissa Reiter, sister to Ken Reiter, and Eric and Karl Hovanitz. Unable to attend were Tim Reiter, Tom Miller and Randy Brown.



Recognize anyone? How about MLS members Steffany and Karl Hovanitz, owners of the Bittercreek Western Railroad.


It is interesting to note, that the American and Pacific shown in the photos of the "gold spike" are to the same 1" scale. The Pacific dwarfs the American, as it did the prototype. You have to wonder about the tractive effort of both locomotives, I suspect the same "dwarfing" of the American compared to the Pacific would be evident. Here's a case where bigger is indeed better...

Thank You Karl and Stephany for a fun time at Bittercreek Western RR - and thanks to the Reiters for all their hard work putting this event together.

MEMORIES of AL FORD

A few years ago Al Ford would send articles in under the pen name Adobe Al. One of his best was which way is West. This was written so that members could understand the rail road better. I am going to try and write one close to what he did, it won't be as good, but it will give you an idea.

Sam Everwrong was at Adobe station waiting on the west bound Adobe Flyer which was due to leave at 3:00pm, it is now 5:28pm and no train in sight. At 5:31pm the train pulled into the station, with the engineer whose name is (will he Make It) running for the Porta-John, so it looks like the train will be later still. The conductor whose name (Little Don't Care) is asleep at the back the train.



At 5:37 the Adobe Flyer pulls out of station West bond for Pottsville its first stop will be Perry View where the train will be facing East approaching the West switch at the end of Perry View. Keep in mind that our train is a West bound train, and the switch is east of the station, leaving Perry View we cross Dead Man's trestle and we are now facing North, we are still a West bound train.

Our train is fast approaching Mad Dog when we go into an emergency stop, it seems that there is a herd of ground squirrels crossing the tracks. Keep in mind that we are still a West bound train facing North. After the migration of ground squirrels, by the way they were heading West, we get back under way.

Going through Massie we now make a right hand turn and are now facing East, we enter Pottsville and are now heading South still going West, we go around the loop and are now facing North and are now an East bound train facing North, go figure.

Now Pottsville is about ½ mile North and a little East of Adobe, so where does West take us? Now I don't even know up from down or East from West, when I am now North and East of where I was, Can someone please help me out?

Memories of Al from Cliff

This Legend of the STEAM KACHINA is not found in any of the conventional or traditional Hopi historical documents. It was found by a now-aged Hopi Medicine Man named "ON-THE-GROUND-WIDE-GAUGE-LOOSE-SPIKES" (known as "WIDE-SPIKES" to his friend). Wide-spikes found the legend burned into a large plank, in three tongues: Hopi, Navajo, & pig Latin. He later named the plank, "The Rosetta Tie". The Rosetta Tie has been carefully preserved for posterity by plugging the several square holes in it with Jack Daniels corks and encasing the entire tie in adobe. Wide-spikes is reluctant to divulge the precise location of the tie to a mere paleface, but the Rosetta Tie is purportedly being used in an Indian Hogan replica located in a prominent Arizona public park. Our thanks go to Wide-Spikes for taking his time to relate this interesting bit of Arizona History.

Taken from the January 1980 Stack Talk with Al Ford's sense of humor - probably written by Al!

A Message from The Holiday Lights Committee

We will begin setting up our light display this month. We will be posting information on the white eraser board next to the entrance to Ford Station. Dates and times will be listed by Committee members as to when they will be working in their area. If you would like to help, please contact any of the members to help them out.

Our Holiday Lights Program will begin in less than Eight weeks. Here is an update.

Hank Gallo and Mike Grant - Mega Tree -November 4th at 8:00 am.

Volunteers are needed to:

UN-pack the LED s

Lay LED s on the ground around the tree

Hoist the tree (with the winches) and guide the LED s in to place

Wire the tree

Layout the new props (three on the west side and three on the east). They are not built yet.

Wire the new props.



Hank has also been busy lately getting a few more things in order.

A large printed backdrop of "Santa's Workshop" on heavyweight fabric has been purchased and will be placed in the Gazebo behind Santa as a photo prop, giving our visitors with children the opportunity to take their own memento photograph.

New props for The Mega Tree have been added that will surprise everyone .

A traffic control Police officer will be on location for the last Two weekends.



Mick J. and Jim Z. are working on "Re- decorating " the Merry Go Round and getting their lights checked out for Adobe Station.

Mike & Helen L. will have the wooden ground stakes set out by Oct 15th for Joe Snyder to install. They will be stringing their lights around Nov 14th, working from the Adobe Signal Tower to the Flugelhorn factory.

With thousands of lights and many air powered displays that need to be checked, we could use your help.

Thank you,
Joe Kalisak

Here are some of the members of the Christmas committee.

They can't decorate the whole park by themselves, so come out and help. Everyone appreciates it.



STEAM LOCOMOTIVES

by Dave Griner

Riveting

As we begin to study locomotives boilers, it becomes appropriate to investigate how they are constructed. There are two (2) methods used being, riveted and welded.

Riveting was used in the beginning and continuing up to 1937, when the first welded boiler in this country was constructed by ALCO. We will return to this boiler later , but for now, let's figure out how the rivets work.

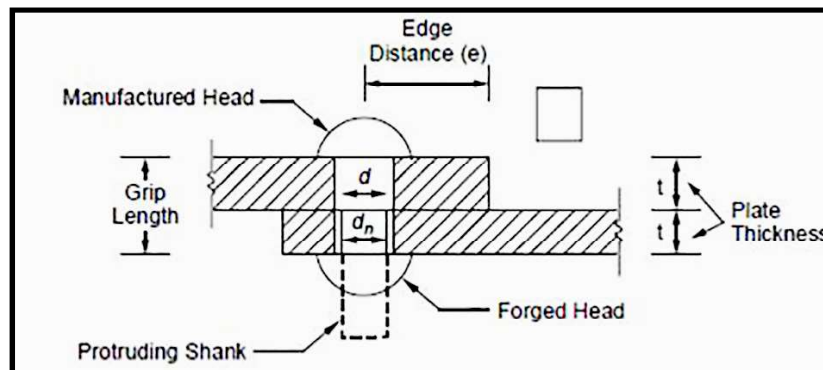
From my personal research into the origins of boilers, it is **believed** to have been a development which evolved from the distilling industry (YEAH!!!!). The only folks with functioning knowledge of pressure vessels (in the days of Watt, not much above 10 psi) were the builders of stills and associated vessels for brewing. They relied mostly on copper as the material of choice, with its ease of forming the assemblages being joined with copper rivets. Just a point of information on primitive boilers; it is recorded in "A Treatise on Steam Boilers", Wilson, 1893, pg. 2a, that there were even boilers made of wood!!

Riveting is a very simple but effective method of building a vessel, either static or pressurized, using the "primitive" tooling and equipment available in this era. Here we must discuss just how a rivet works.

The following drawing shows two plates being joined to make a lap seam - at the moment we will simply stay with this thought. However, later on, we will discuss more designs of seams and why some are better than others.

The whole joining method is rather straight forward, i.e. drill a hole in both plates line em' up and slam a rivet in and pound it over to make a head. Really though, maybe a bit more to it than that. First, the holes have to be free of burrs and sharp edges, second the hole typically needs to be a bit larger than the rivet in order for it to enter easily in the heated (expanded) condition.

Next, the length of the rivet (before driving), needs to be determined. Typically, the distance beyond the face of the plate is determined by multiplying the diameter of the rivet by 1.5. Some experimentation may be necessary here, to end up with a length that is neither too long or too short. A good length will give a driven head with just a bit of a lip around the head. This lip is then used in caulking and will disappear under that operation.



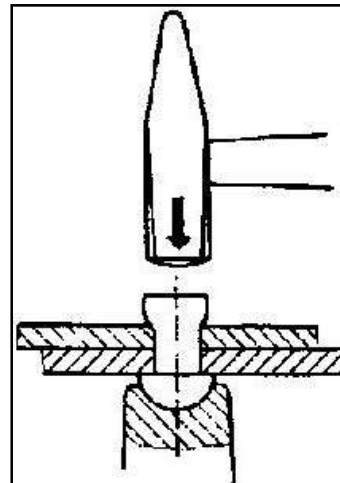
Continued

Here is a rivet that has been heated and is ready to be applied.

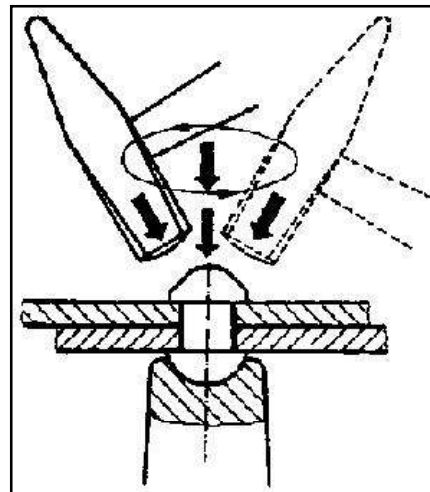
Notice the color; this is the proper temperature for good driving.



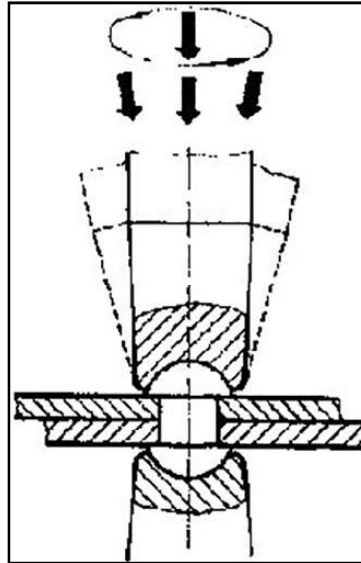
With hand driving, as shown to the right, once the rivet is inserted in the hole, it is immediately held ("bucked" is the term used in the trade) to prevent it from backing out of the hole when the heading work begins, bucking continues uninterrupted until the head is completely formed.



The next operation forms the head into a rough shape of the desired final configuration. Notice the hammer is worked around the head in a circular motion, endeavoring to achieve the basic shape before final forming.



Now, we go after the final forming of the head using a hardened tool, usually referred to as a “snap”. Again, we notice the snap being rolled around the head, bringing it to the final shape.



Here are two head types, the one on the left is a “button head”, the one on the right is a “steeple (sometimes cone) head”. These are ready for heating in the forge prior to driving.



We'll do more driving next time.

Take care,

Dave



MLS Election Ballot for 2018 Officers and Board Members-at-Large

Voting Date: November 11/11/17

Officers:

- **President:** PERRY McCully__○ Write In: _____○
 PETE PENNARTS--○

- **Vice-President:** JOE SCHNYDER__○ Write In: _____○

- **Secretary:** _____○ Write In: _____○

- **Treasurer:** BOB DOUGLAS__○ Write In: _____○

Board Members-at-Large (Three positions only)

- Mick Janzen__○ Joe Fego __○ John Bergt__○ Matt Rockwell __○
- Mike Grant__○ Dave Griner __○ John Broughman __○
- Write In: _____○

Voting will take place at the November General Membership Meeting. Fill in each circle for the candidate you are voting for. Please present your ballot at the meeting.

Ballots must be received prior to the November General membership meeting to be counted. **All ballots require a signature for membership verification.**

Member Name:

Member Signature:



Computer Backups:

As long as I have been working with computers (starting in 1972) I have seen data lost. Over and over again, even by the same people. And every few months I see a friend lose priceless family photos and years of work. In years past it was expensive and complicated to set up a computer backup.

That is no longer true, and a very poor excuse. Just think about your loss should something happen to your computer. How much work would you have to do to re-create and what about photos that you took that can't be replaced? Pretty scary, huh?

There are several great options that take just a few minutes to setup, run continuously when connected to the internet (so you can use it on a laptop) and cost between \$50 and \$100/year. At the top of most lists are:

Carbonite <http://www.carbonite.com/>

Backblaze <http://www.backblaze.com/>

Crashplan <http://www.crashplan.com/>

Each one offers unlimited storage for your home computer with options for multiple computers. They all have easy to use setup steps and yearly plans.

I had a friend that felt his computer was going to crash. On a Tuesday afternoon we (well, me really) installed Carbonite. On Wednesday morning I got the call the computer wouldn't start up. He purchased a new computer, logged in to Carbonite.com and in 15 minutes EVERYTHING of his personal info that had been on the old computer was now in the same spot on his new computer. He just had to install his programs from the original disks. Talk about great timing, that was it.

Please don't put it off. I feel bad every time I must tell a friend that their data is gone along with their hard drive. There are recovery services available, but they are not guaranteed and are VERY expensive. If you have questions you can either Google it or send me an email.

Remember that Google is your friend! You can google "computer backup" and find great articles about it as well as youtube videos taking step by step. If all else fails and you don't have a computer geek in the family, you can always contact HelloTech for on-site assistance.

HelloTech

HelloTech provides affordable on-site and 24/7 online tech support including computer repair, TV mounting, virus...

hank

(hanksgt@yahoo.com)

I'm Dennis Beatty, the new **“train runs”** coordinator. I'm asking for everyone's help in getting train crews out for our Sunday runs as well as putting teams together for our Holiday season runs. Any help is greatly appreciated, even if you are only available for a half-day. If you haven't done so yet, be sure to take your engineers test so you are able to help on our train crews. Thank you, I look forward to seeing you all out at the park soon.

Dennis



Greetings fellow MLS members,

After discussions with Sandy and Perry, I have accepted the position of Stalk Talk editor. A big “thank you” to Sandy for the super job she has done for all of us during the past year. She is certainly a hard act to follow, and I will do my best to make the transition as seamless as possible. I have been an MLS member since 2009 and am excited to be able to help the MLS in this small way.

Beginning today, you may email your photos and articles to me at kengiordano@hotmail.com. I can accept anything from print-ready articles in .pdf format to text in an email with individually attached photos that I can format to fit the space available. Whatever is easiest for you. Just one favor, please text “MLS” to **847-637-7508** to alert me that you have sent an email. Thank you, as I only occasionally check my emails.

Last, but most important, this newsletter can only exist with continued content from you, the readers. Got some new equipment recently? Send me photos and brag a little in the email, so that we all can share in your pride and joy! A lot of hard work has gone into laying track. Let's show those folks how we appreciate their efforts with family photos taken along the rails of our smiling kids enjoying the hobby. In whatever way the MLS is meaningful to you, please share. I don't have a smartphone to receive your photos, but your smart phone can email your photos directly to my email address. I can then call you for the story behind them.

Thank you all -- Ken Giordano

Thank you everyone, for all your Support!



Yes, this is me, Sandy Rauperstrauch - I'm sometimes trimming trees or sewing in the club house while Bob works on various projects at the park. We've been looking for a new editor for Stack Talk for some time and as you see, Ken Giordano has stepped forward to take this on. I have enjoyed this position, but never dreamed that life could get so busy. Yes, “life is good”!

So, a huge “thank you” to all who have sent articles and photos - it wouldn't be a newsletter without you. And now I hope you will all do the same for Ken and we'll keep Stack Talk going, “business as usual”! See you at the park!

2017 FALL WORK WEEK 10/16 - 10/22

MARICOPA LIVE STEAMERS 1ST ANNUAL WORK WEEK REGISTRATION FORM

We are having our first annual work week this year. It will be before the fall meet, 10/16 - 10/22. We will be working from 7:00am until 2:00pm every day. We have a lot of little and big projects that need to be done. So bring your shovels, tree trimmers, rakes, and cordless drills, and/or paint brushes and put your name on your tools.

Listed below are a few items.

1. Track ballasting
2. Tree trimming
3. Track panel making
4. General clean up
5. Painting

Just to name a few. You can even enjoy running your trains after working. If you are available during this time come out and help.

Are you bringing an RV? _____ License # _____

RV camping is dry camping only

(If you come for work and the meet you can have your RV there both weeks.)

Please let us know so we can have a job ready and supplies available.

Lunch will be served each day for \$5.00 but no breakfast or dinner. (Sorry about that.) We will have coffee.

NAMES _____

ADDRESS _____ CITY _____ STATE _____

PHONE _____ E-MAIL _____

DO YOU PLAN TO HAVE LUNCH _____ HOW MANY _____

PLEASE SEND REGISTRATION form TO:

MARICOPA LIVE STEAMERS
22822 NORTH 43RD AVENUE
GLENDALE AZ 85310

Or Pete Pennarts: penn620@cox.net

Maricopa Live Steamers
2017 Faall Meet Oct 25-29, 2017
Registration Form

Please pre-register by October 20, 2017

Name:

(As you want it to appear on name tag)

Additional family members:

Address:

City:

State:

Zip:

Phone:

Email Address

Arrival Date _____ Departal Date _____

Will you be bringing any equipment? Yes _____ No _____

If yes Please list the type and car number (if applicable).

Motive Power _____ Rolling Stock _____

(Note: Due to dry conditions, solid fuel steam engines require spark arrestors.)

Are you bringing an RV? RV's are permitted from October 23 to October29

DRY CAMPING ONLY: NO ELECTRIC, NO WATER, NO SEWER

Item	# of people		Price		Total
Pizza Dinner + Drink Thursday Oct 26		X	\$8.00	=	
Fried Chicken or BBQ + Drink Friday Oct 27		X	\$9.00	=	
Pot Luck + Drink Saturday Oct 28 Bring an item or pay \$10.00		X	\$10.00	=	List item you will bring
Registration Administrative Fee (Non Refundable)	1		\$5.00		\$5.00
Each Additional Family Member's Administrative Fee (Non Refundable)		X	\$2.00	=	
Total Enclosed with RSVP					

Continental Breakfast will be served on Saturday morning at a cost of \$2.00 per person.

Lunch with drink will be served Wednesday through Saturday at a cost of \$7.00 per person.

ALL ATTENDEES MUST ATTEND ONE SAFETY BRIEFING.

Briefings will be held on Wednesday at 1:00, Thursday, Friday, and Saturday at 8:30 and 1:00.